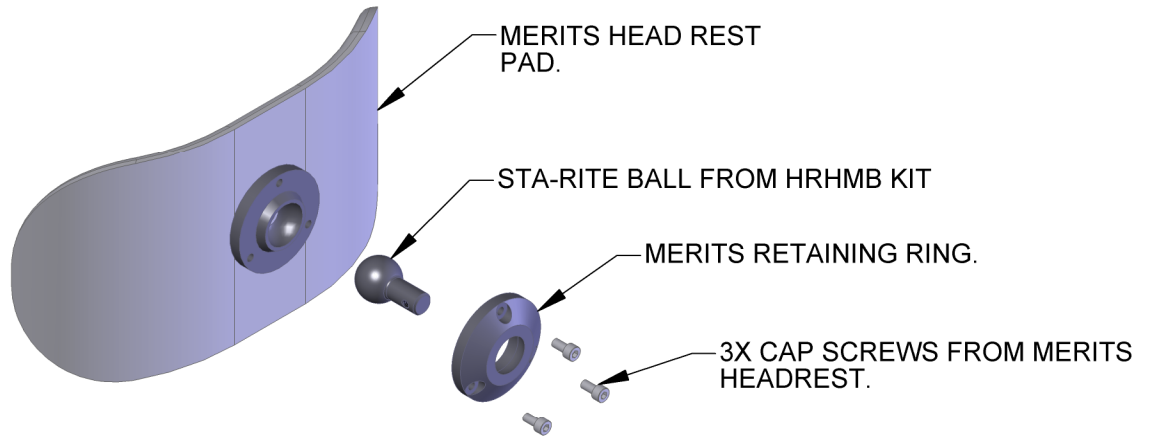
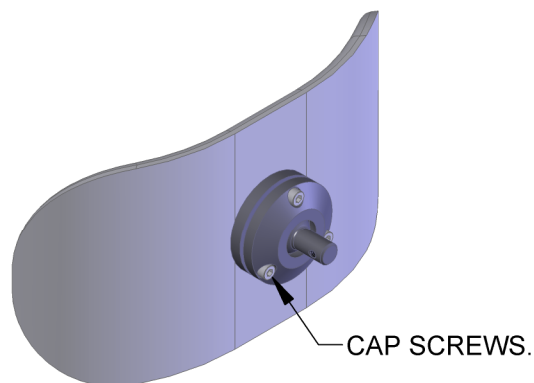


HRHMB INSTRUCTIONS

1. PLACE STA-RITE HEAD REST BALL IN MERITS HEADREST ASSEMBLY AS SHOWN.

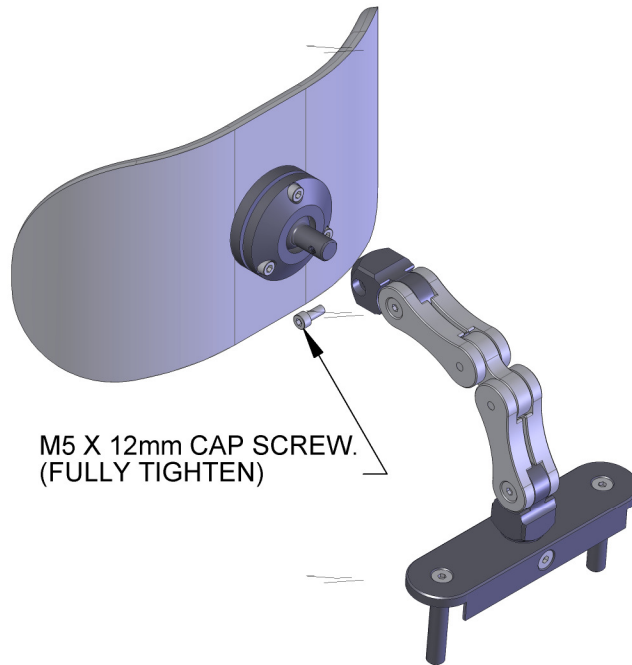


2. ASSEMBLE HEAD REST WITH STA-RITE BALL AS SHOWN. LOOSELY TIGHTEN 3 CAP SCREWS.



HRHMB INSTRUCTIONS

3. ATTACH HEAD REST TO STA-RITE MOUNTING ARMS WITH M5 X 12mm CAP SCREW.



4. INSERT ASSEMBLY INTO CAPTAIN SEAT ALL THE WAY DOWN UNTIL YOU HEAR EACH SIDE CLICK IN PLACE. ADJUST HEAD PAD ANGLE (3 SCREWS) AND ARM ANGLES (4 SCREWS), AS REQUIRED. FULLY TIGHTEN ALL SCREWS AFTER ADJUSTMENTS ARE COMPLETE.

